

VIEW: A Decade of Collaboration and Continuous Improvement

Scott G. Isaksen
Creative Problem Solving Group, Inc.
Norwegian Business School

It's been 10 years since VIEW was launched, so the purpose of this report is to provide an overall summary of progress made to date. The "historical roots" of VIEW date back to the Cognitive Style Project in the late 1970s (Isaksen, 2004). The aim was to better understand what Creative Problem Solving approaches worked better for individuals of differing preferences. Ed Selby had begun a similar quest for his own teaching in music, drama, and creative writing (Selby, 2002). The initial collaboration amongst the VIEW authors was Selby's doctoral dissertation in the early 1990s (Selby, Treffinger, Isaksen, & Powers, 1993).

We examined many different learning style, cognitive style, and psychological type measures and initially resisted developing yet another assessment. But none of the existing alternatives possessed both the conceptual and empirical soundness and relevance to a creative kind of problem solving. We became convinced that we needed a new style assessment that built upon our previous learning and was:

- **Relevant** – to our practice relating to teaching, learning, applying, and facilitating Creative Problem Solving and helping individuals and teams to become more productive
- **Highly accessible** – useful across a broad span of ages and available either through a paper or web-based approach
- **Brief** – although we were committed to developing an assessment that had a solid conceptual foundation and excellent psychometric qualities, we wanted the measure to be efficient in the amount of time required to respond
- **Value-neutral** – we believed that all styles had value and we wanted an assessment tool that built on this belief

VIEW was launched in 2002, with the publication of our first technical manual and user's guide (Selby, Treffinger, Isaksen, & Lauer, 2002). We produced a second edition of the technical manual in 2004 (Selby, Treffinger, Isaksen, & Lauer, 2004a) and the initial separate facilitator's guide for qualified VIEW users (Selby, Treffinger, Isaksen, & Lauer, 2004b). Updated versions of both these resources were produced in 2007 (Selby, Treffinger, & Isaksen, 2007a&b).

Technical Update

The *VIEW Technical Manual* (Selby, Treffinger, & Isaksen, 2007a) provides information regarding the initial development and research on VIEW through 2007. We have produced numerous technical updates over the years and the results have been consistent regarding the psychometric properties of VIEW. This technical update has been produced based on 31,360 individuals who have completed VIEW and are on file within our master database. Other individuals have completed VIEW by completing a print version and they are not represented here.

Descriptive Statistics

The current database for VIEW (as of the end of December, 2011) included 31,360 subjects. Based on 29,032 subjects who provided age data, the mean age is now 36.8 (SD = 14.02; range, 9 - 94). The database includes 14,844 male respondents (47.8%), 16,229 female respondents (52.2%), and 284 respondents (0.09%) who declined to state their gender.

Table 1 below, summarizes several important descriptive statistics for each of VIEW's three dimensions: Orientation to Change (OC), Manner of Processing (MP), and Ways of Deciding (WD).

Table 1: Summary of Descriptive Statistics for VIEW Dimension

Statistic	OC	MP	WD
Mean	74.2	29.2	35.3
Standard Deviation	15.7	9.1	8.4
Median	75.0	29.0	36.0
Mode	72.0	32.0	32.0
Minimum	18.0	8.0	8.0
Maximum	126.0	56.0	56.0
Skewness	-0.21	0.22	-0.20
Kurtosis	0.07	-0.26	-0.20
Standard Error of Measure	5.71	3.46	3.32

The correlations of VIEW's dimensions with age or gender are negligible. For age, the correlations are: Orientation to Change, $r = -0.07$ ($p < .01$); Manner of Processing, $r = 0.00$ (n.s.); and Ways of Deciding, $r = 0.07$ ($p < .01$). Although the correlations for OC and WD are statistically significant (probably by virtue of the large sample size), note that the magnitude of the relationships is very weak (accounting for 0.49% of the variance). For gender the correlations are: Orientation to Change, $r = 0.13$ ($p < .01$); Manner of Processing, $r = 0.03$ ($p < .01$); and, Ways of Deciding, $r = -0.29$ ($p < .01$). Again, the significant correlations between gender and the dimensions is indicative of a weak relationship. The relationship between gender and WD is somewhat stronger, but still accounts for only 0.9% of the variance; it suggests a slight tendency for female subjects to have a Person-

oriented preference and for male subjects to have a Task-oriented preference. This result is similar to findings from other comparable inventories in its direction as well as in its modest magnitude.

Intercorrelations Among VIEW's Dimensions

Table 2 below, presents the data regarding the intercorrelations among VIEW's three dimensions.

Table 2: Intercorrelations Among VIEWDimensions

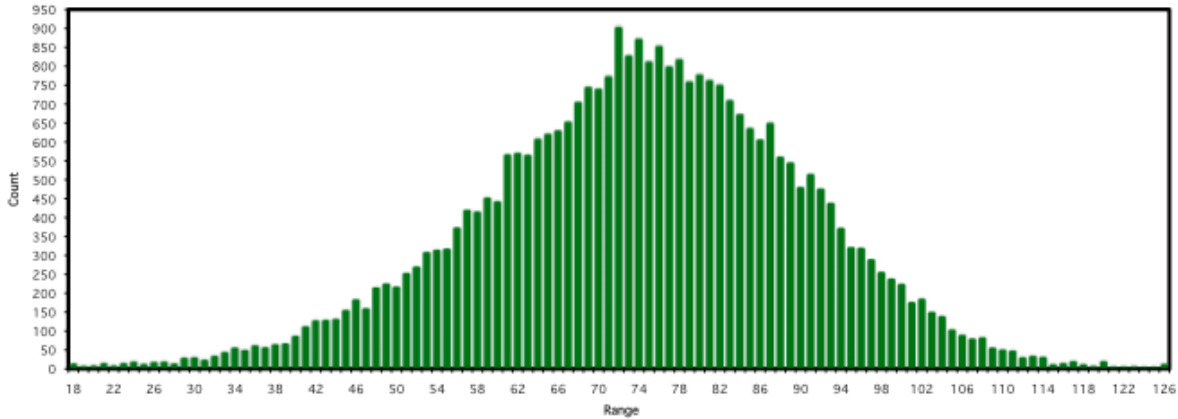
Variable	OC	MP	WD
OC	1.00	0.10**	0.11**
MP		1.00	0.11**

**= $p < .01$

Once again, by virtue of the large size of the sample, these correlations attain statistical significance. Keep in mind, however: this indicates that the coefficients obtained are reliably different from zero; it suggests that the relationship reported is not a "chance" result. It does **not** indicate that there is a relationship of substantial magnitude or degree between the variables; we must assess the magnitude of the relationship independently. We hold that, while we can be *confident* in the results we obtained, the results indicate relationships between any two of the variables are generally weak or negligible in magnitude. We believe, therefore, that these data support the conclusion that the three dimensions of problem-solving style assessed by VIEW are independent. Further evidence for the independence of the dimensions can be drawn from the factor analyses of VIEW (see Table 3 below).

Distribution of Scores: Orientation to Change

Figure 1 presents the total distribution of scores for the OC dimension, based on the current master data set (N=31,360). This figure uses a histogram to enable us to inspect the distribution of the subject responses on the OC dimension visually, and helps us to interpret the central tendency and distributions of responses, to clarify the data that were presented numerically in Table 1. The distribution for OC, presented in Figure 1, shows a generally normal 'bell-shaped' curve that is slightly skewed to the right of the scale (or "negatively skewed"). The observed mean of 74.2 and the median of 75 are slightly higher than the theoretical mean of 72 for the scale; the mode for this dimension is 72. (In a "perfectly" normal distribution, the mean, median, and mode would all be identical, and would be 72 for this scale.) The responses on the scale ranged from 18 - 126, which represents the full range of possible scores for the scale. The standard deviation (SD) is 15.7 and the reliability of this dimension, using Cronbach's Coefficient Alpha, is .87. The standard error of measure (SEM) for OC is 5.71. (Thus, given an observed score, there is a 68.26% probability that the person's true score would be that score ± 5.71 .)



EXPLORER

DEVELOPER

N = 31360

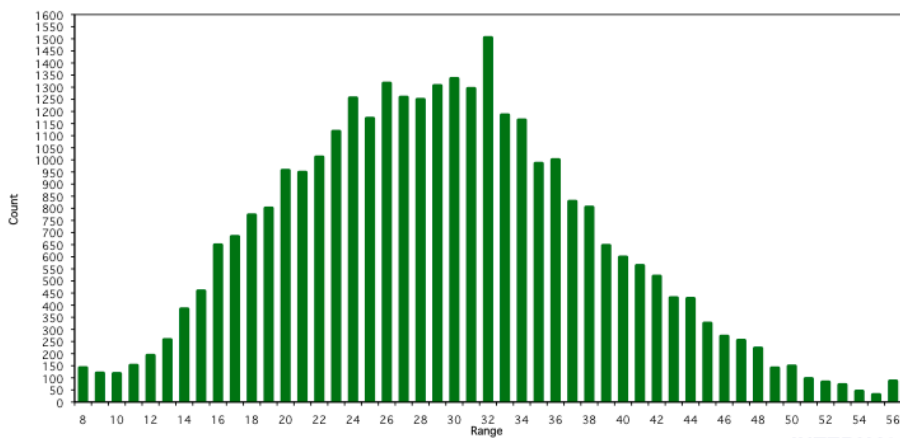
MEAN = 74.20

RANGE = 18 - 126

Figure 1: Distribution of Scores for Orientation to Change (OC)

Distribution of Scores: Manner of Processing

Figure 2, at the bottom of this page, presents the distribution of responses for the Manner of Processing (MP) dimension of VIEW. For this dimension, the 'bell shape' of the distribution is slightly platykurtic, with a slight positive skew. That is, the distribution is slightly "steeper" than a perfectly normal distribution, and slightly skewed to the left (the External style). The observed mean of 29.2 is slightly lower than the theoretical mean of 32 for the scale, while the median is 29 and the mode is 32; the responses span the entire 8 – 56 point range of the scale.



EXTERNAL

INTERNAL

N = 31360

MEAN = 29.24

RANGE = 8 - 56

Figure 2: Distribution of Scores for Manner of Processing (MP)

The standard deviation (SD) for this scale is 9.1, and the Cronbach's Alpha reliability is .86. Therefore, the standard error of measure (SEM) for the MP dimension is 3.46. (Thus, given an observed score, there is a 68.26% probability that the person's true score would be that score ± 3.46 .)

Distribution of Scores: Ways of Deciding

Figure 3 below, presents the distribution of results for the Ways of Deciding (WD) dimension of VIEW. The distribution shown here is generally normal ("mesokurtic"), although slightly negatively skewed i.e., skewed slightly to the right. The observed mean of 35.3 is higher than the theoretical mean of 32 for the scale. The median is 36 and the mode is 32, and, as for the MP scale, the WD responses spanned the entire 8 – 56 point range of the scale.

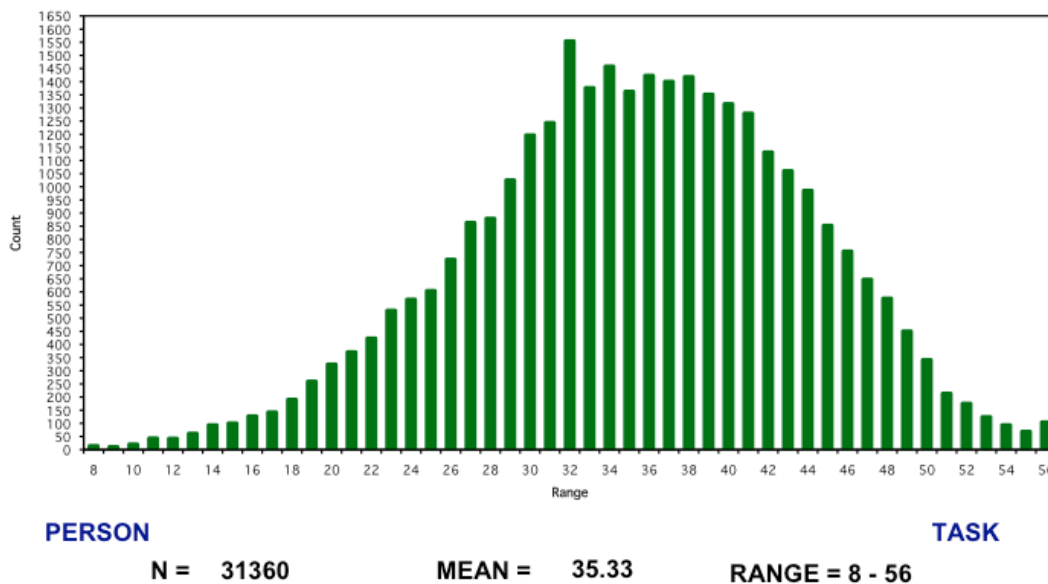


Figure 3: Distribution of Scores for Ways of Deciding (WD)

The standard deviation (SD) for this dimension is 8.5, and the Cronbach's Alpha reliability is .84. Therefore, the standard error of measure (SEM) for the WD dimension is 3.32. (Thus, given an observed score, there is a 68.26% probability that the person's true score would be that score ± 3.32 .)

Factor Structure of the VIEW Inventory

Selby, Treffinger, Isaksen, and Lauer (2004a, 2004b) reported data on the factor structure of the VIEW inventory, which supported the assertion that VIEW comprises three relatively independent dimensions, based on data from 3,676 subjects. The factor analysis (a principal components analysis with a Varimax rotation) for the current database of 31,360 subjects indicates that the structure still supports the same structural model. Seventeen of the 18 items for the OC

dimension load from .384 to .736 on one factor. Only two OC items co-load on another factor but their loading on their home factor is substantially higher. All eight items of the MP dimension load from .566 to .758 on one factor. None of those items load as high as .30 on any other factor. For the WD dimension, all eight items load from .575 to .765 on one factor. None of those items loads more than .30 on any other factor. These data provide evidence to support the validity of the structure of the VIEW inventory. We are confident that VIEW's items measure the constructs they purport to assess, and that VIEW's three dimensions are both logically and statistically sound.

Isaksen and Aerts (2011) conducted confirmatory factor analysis on a large VIEW database sample (N = 19,065) which resulted in a goodness-of-fit index (GFI) of .86, an adjusted goodness of fit index (AGFI) of .85, a normal fit index (NFI) of .82, and a root mean square error of approximation (RMSEA) of .06, indicating an adequate fit of the three-dimensional model. Given the relatively large and diverse sample, these results are likely a conservative estimate of fit (Cheung & Rensvold, 2002). The Cronbach's Coefficient Alphas for this sample on VIEW were .87 for Orientation to Change and .86 for both Manner of Processing and Ways of Deciding.

Further work on the confirmatory factor structure of VIEW is ongoing. Proestler & Vazquez (2011) presented a paper based on some analysis conducted at Fordham University. The three dimensions of VIEW demonstrated acceptable levels of fit. More information on factor analysis will be forthcoming.

The results of our most recent factor analysis are included within Table 3. This was accomplished through Varimax Rotation that took 5 iterations to converge.

Table 3: Factor Analysis of VIEW (N=31,360)

VIEW Items	Component		
	1	2	3
OC-1	.736		
OC-2	.723		
OC-3	.653		
OC-4	.649		
OC-5	.642		
OC-6	.631		
OC-7	.621		
OC-8	.594		
OC-9	.548		
OC-10	.547		
OC-11	.539		
OC-12	.528	.327	
OC-13	.524		
OC-14	.579	.311	
OC-15	.450		
OC-16	.393		
OC-17	.384		
OC-18	<.300		
WD-1		.765	
WD-2		.755	
WD-3		.711	
WD-4		.673	
WD-5		.657	
WD-6		.654	
WD-7		.600	
WD-8		.575	
MP-1			.758
MP-2			.747
MP-3			.722
MP-4			.722
MP-5			.719
MP-6			.716
MP-7			.680
MP-8			.566
% of Variance	17.9	12.6	11.1
Eigenvalues	6.1	4.3	3.8

Distribution of Scores by Interaction of VIEW Dimensions

Figure 4 below, presents the number of subjects in each of the eight categories representing interactions among all three VIEW dimensions, based on the current master database (N = 31,360).

	Explorer		Developer	
	External	Internal	External	Internal
Person	4377 (14.0%)	2824 (9.0%)	3968 (12.7%)	3071 (9.8%)
Task	4309 (13.7%)	3155 (10.1%)	4990 (15.9%)	4666 (14.9%)

Figure 4: Frequency of Scores By Interaction of VIEW Dimensions

As we reported in previous technical updates, the distribution of scores differs from the pattern that might be expected by chance (i.e., 12.5% of the cases in each of the eight combinations). There is no conceptual reason, however, to believe that the scores would be distributed on a chance or random basis. Despite the fact that the master database contains a large number of subjects, it is nonetheless an accumulation of samples of convenience and opportunity, and therefore, not strictly a random sample of the total population of all adolescents and adults. Therefore, we cannot conclude with certainty that the combinations that seem “over-” or “under-represented” in the distribution reflect greater or smaller incidence of those combinations in the population. Since the 2004 report, there have been increases in both External Explorer categories, in the Explorer-External-Person category, and in the Developer-Internal-Person category. The percentage of subjects in both External and Internal Task-oriented Developer categories has decreased. There are fewer cases in both the Internal Explorer Person- and Task-oriented categories than might be expected by chance (10.9% and 9.7%) and in the External Explorer Task-oriented category (11.8%). Both External and Internal Task-Oriented Developer categories are represented more frequently than might be expected by chance (14.5% and 14.8%). We will continue to monitor these patterns over time and as the opportunities expand to study VIEW in a broader, multi-cultural context.

Translations

During 2005, we introduced Dutch, French, and Chinese editions of VIEW (the characteristics of which are addressed in separate reports and articles), and currently VIEW is available for web-based use in:

English, Netherlands (Dutch), Chinese, French, Korean, Japanese, Spanish, and Norwegian.

More detailed information regarding the performance of the various translations will be available in the next edition of the VIEW Technical Manual.

Summary

We believe that the data presented in this Technical Update continue to support the soundness of VIEW as a valid, reliable, and practical tool for assessing problem-solving style (Selby, Treffinger, Isaksen, & Lauer, 2004c; Treffinger, Selby, Isaksen, 2008). These data will also guide VIEW users in understanding and interpreting VIEW results accurately, and in assisting respondents to understand their results, and the implications of those results for personal and professional effectiveness.

References Cited

- Cheung, G.W., & Rensvold, R.B. (2002). Evaluating goodness-of-fit indexes for testing measurement invariance. *Structural Equation Modeling, 9*, 233–55.
- Isaksen, S. G. (2004). The progress and potential of the creativity level - style distinction: Implications for research and practice. W. Haukedal, B. Kuvas (Eds.). *Creativity and problem solving in the context of business management* (pp. 40–71). Bergen, Norway: Fagbokforlaget.
- Isaksen, S. G., & Aerts, W. (2011). Linking problem-solving style and creative organizational climate: An exploratory interactionist study. *International Journal of Creativity and Problem Solving, 21*(2), 7-38.
- Isaksen, S. G., Dorval, K. B., & Treffinger, D. J. (2011). *Creative approaches to problem solving: A framework for innovation and change* (3rd ed.). Thousand Oaks, CA: Sage Publishing.
- Proestler, N., & Vazquez, S. (October, 2011). *Factor structure of VIEW*. A paper presented at Northeastern Educational Research Association, 42nd Annual Conference, Hartford, CT.
- Selby, E. (2002). VIEW: A brief history. *Creative Learning Today, 11* (3), 2-3.

- Selby, E. C., Treffinger, D. J., & Isaksen, S. G. (2007a). *VIEW: An assessment of problem solving style – Technical Manual* (3rd ed.). Sarasota, FL: Center for Creative Learning.
- Selby, E. C., Treffinger, D. J., & Isaksen, S. G. (2007b). *VIEW: Facilitator's Guide* (2nd ed.). Sarasota, FL: Center for Creative Learning.
- Selby, E. C., Treffinger, D. J., Isaksen, S. G., & Lauer, K. J. (2002). *VIEW: An assessment of problem solving style: Technical and user's guide*. Sarasota, FL: Center for Creative Learning.
- Selby, E. C., Treffinger, D. J., Isaksen, S. G., & Lauer, K. J. (2004a). *VIEW: An assessment of problem solving style – Technical Manual* (2nd ed.). Sarasota, FL: Center for Creative Learning.
- Selby, E. C., Treffinger, D. J., Isaksen, S. G., & Lauer, K. J. (2004b). *VIEW: Facilitator's Guide*. Sarasota, FL: Center for Creative Learning.
- Selby, E. C., Treffinger, D. J., Isaksen, S. G., & Lauer, K. J. (2004c). Defining and assessing problem-solving style: Design and development of new tool. *The Journal of Creative Behavior*, 38, 221-243.
- Selby, E. C., Treffinger, D. J., Isaksen, S. G. & Powers, S. V. (1993). Use of the Kirton Adaption-Innovation Inventory with middle schools students. *Journal of Creative Behavior*, 27, 223-235.
- Treffinger, D. J., Selby, E. C., & Isaksen, S. G. (2008). Understanding individual problem-solving style: A key to learning and applying Creative Problem Solving. *Learning and Individual Differences*, 18, 390-401.

Growth through Applications

We have continued to learn about the many potential applications of the VIEW assessment since its introduction in 2002. Given our previous experiences in developing materials and resources that are capable of application in both educational and business settings (Isaksen, Treffinger, & Dorval, 2011) we are pleased to see that VIEW can be applied across these platforms.

People who use VIEW are called Qualified VIEW Users and since 2002 a growing number individuals from 20 different countries have completed qualification programs and courses.

The two main areas that many of our Qualified Users have told us about their application of VIEW include those below.

Integrated into Training on Creative Problem Solving

The authors and many VIEW Users have found VIEW easy to integrate into their training and consulting efforts, particularly when they focus on Creative Problem Solving. The Orientation to Change dimension provides useful insights into how people approach defining and clarifying their opportunities and challenges (as well as how they prefer to frame problems). OC also seems to fit well for explaining preferences for either generating or focusing options. The Manner of Processing dimension readily explains important differences in how people prefer to generate alternatives. Ways of Deciding provides understanding about what people prefer to focus upon when screening, selecting and supporting options. VIEW has also been integrated into other training programs using a number of different models (Lean Six Sigma, etc.).

We have been particularly pleased that VIEW has been applied within Destination Imagination, Future Problem Solving, and a variety of other educational programs ranging from gifted education programs to higher education courses.

Our Users' application within business and industry has been very strong as well. VIEW has been fully integrated within all of CPSB's Igniting Creative Potential courses and workshops provided to a wide variety of organizations (Discovery Communications, Exxon-Mobil, GE, Halma, and IBM, among others).

Productive Teamwork

One of the major areas of application for VIEW has been the focus on helping individuals within teams understand their own problem-solving styles and appreciate the need for a diversity of these styles. This has helped working teams

lever their diversity to become more productive.

Others

There are many other potential applications of VIEW and we'd like to know more about these. We plan on including a number of sample case studies on our web site (viewstyle.net) in order to share them with other Qualified VIEW Users and people who are interested. Please feel free to contact any of the authors.

Research and Development

We continue to invite research on VIEW by scholars and practitioners in many disciplines or settings. Visit the VIEW website (<http://ViewStyle.net>) for information concerning support for research on VIEW. Since its inception, the VIEW authors, other scholars, and graduate students have conducted a variety of studies and shared diverse insights and resources. The bibliography below includes works that have been accomplished. There are additional studies underway and these include:

- Isaksen, S. G., Kaufmann, A., & Bakken, B. (In preparation). An examination of the personality constructs underlying dimensions of problem-solving style.
- Houtz, J. (In preparation). Genetic origins and VIEW.

VIEW Literature and Resources

We have had a full decade of collaboration in understanding and using VIEW, so it seemed like the right time to “take stock” of the publications (articles, monographs, books) and other related resources.

I have tried to be as thorough as possible, but there may be additional resources that are not included. Please forgive any errors of omission and let me know about any I’ve missed, as we’ll be sure to include them in future updates.

This bibliography is divided into five main sections: books, manuals, and monographs; published articles and chapters; published reviews; dissertations and theses; and conference papers and presentations.

I. Books, Manuals, and Monographs

Aerts, W., Isaksen, S. G., & Isaksen, E. J. (2009). *Creating more innovative workplaces: Linking problem-solving style and organizational climate*. Creativity Research Unit – Technical Report: The Creative Problem Solving Group, Inc.

Crumel, J. H., Purifico, R. T., Purifico, S. S., & Selby, E. C. (2011). *Creating collaborative boards and committees with style*. Sarasota, FL: Center for Creative Learning. (Available in PDF format from www.creativelearning.com).

Isaksen, S. G., Dorval, K. B., and Treffinger, D. (2011). *Creative approaches to problem solving: A framework for innovation and change* (3rd ed.). Thousand Oaks, CA: SAGE.

- Isaksen, S. G., & Geuens, D. (2006). *A technical report of the relationships between an assessment of problem solving style and creative problem solving*. Orchard Park, NY: The Creativity Research Unit of the Creative Problem Solving Group, Inc.
- Isaksen, S. G. & Tidd, J. (2006). *Meeting the innovation challenge: Leadership for transformation and growth*. Chichester, UK: Wiley.
- Purifico, R. T., Crumel, J. H., Purifico, S. S., & Selby, E. C. (2011). *Leading education with style*. Sarasota, FL: Center for Creative Learning. (Available in PDF format from www.creativelearning.com).
- Purifico, S. S., Crumel, J. H., Purifico, R. T., & Selby, E. C. (2011). *YOUR style*. Sarasota, FL: Center for Creative Learning. (Available in PDF format from www.creativelearning.com).
- Selby, E. C., Crumel, J. H., Purifico, R. T., & Purifico, S. S. (2011). *Building successful families with style*. Sarasota, FL: Center for Creative Learning. (Available in PDF format from www.creativelearning.com).
- Selby, E. Treffinger, D., & Isaksen, S. (2002). *VIEW: An assessment of problem solving style*. Sarasota, FL. Center for Creative learning, Inc.
- Selby, E. C., Treffinger, D. J., Isaksen, S. G., & Lauer, K. J. (2002). *VIEW: An assessment of problem solving style: Technical and user's guide*. Sarasota, FL: Center for Creative Learning.
- Selby, E. C., Treffinger, D. J., & Isaksen, S. G. (2007). *Facilitator guide - VIEW: An assessment of problem solving style (2nd ed.)* Sarasota, F. Center for Creative learning, Inc.
- Selby, E. C., Treffinger, D. J., & Isaksen, S. G. (2007). *Technical manual - VIEW: An assessment of problem solving style (3rd ed.)* Sarasota, F. Center for Creative learning, Inc.
- Selby, E. C., Treffinger, D. J., Isaksen, S. G., & Lauer, K. J. (2004). *VIEW: An assessment of problem solving style – Technical manual (2nd ed.)*. Sarasota, FL: Center for Creative Learning.
- Selby, E. C., Treffinger, D. J., Isaksen, S. G., & Lauer, K. J. (2004). *VIEW: Facilitator's guide*. Sarasota, FL: Center for Creative Learning.
- Treffinger, D. J. (2003). *VIEW 2003 Technical Report and Update*. Sarasota, FL: Center for Creative Learning.
- Treffinger, D. J. (2004). *VIEW 2004 Technical Report and Update*. Sarasota, FL: Center for Creative Learning.

- Treffinger, D. J. (2005). *VIEW 2005 Technical Report and Update*. Sarasota, FL: Center for Creative Learning.
- Treffinger, D. J. (2006). *VIEW 2006 Technical Report and Update*. Sarasota, FL: Center for Creative Learning.
- Treffinger, D. J. (2007). *VIEW 2007 Technical Report and Update*. Sarasota, FL: Center for Creative Learning.
- Treffinger, D. J. (2008). *VIEW 2008 Technical Report and Update*. Sarasota, FL: Center for Creative Learning.
- Treffinger, D. J. (2009). *VIEW 2009 Technical Report and Update*. Sarasota, FL: Center for Creative Learning.
- Treffinger, D. J. (2010). *VIEW 2010 Technical Report and Update*. Sarasota, FL: Center for Creative Learning.
- Treffinger, D. J., Selby, E. C., Isaksen, S. G. & Crumel, J. H. (2007). *An introduction to problem solving-style*. Sarasota, FL. Center for Creative learning, Inc.

II. Published Articles and Chapters

- Arnett, A. (2004). The Kinesthetic VIEW. *Creative Learning Today*, 13 (4), 6-7.
- Babij, B. (2008). Vitality or cancer in the C-Suite. In G. J. Puccio, C. Burnett, J. F. Cabra, J. M. Fox, S. Keller-Mathers, M. C. Murdock, & J. A. Yudess (Eds.), *An international conference on creativity and innovation management: Integrating Inquiry and action - Conference Proceedings Book I* (pp. 44-57). Buffalo, NY: International Center for Studies in Creativity.
- Bergsgaard, M., & McCluskey, K. (2007). The Canada-Russia talent development project in a nutshell: From an acorn to an oak. *Creative Learning Today*, 15 (1), 2-5.
- Burger, C., Marino, C., Ponterotto, J., & Houtz, J. (2008). Problem solving style and multicultural personality dispositions. *Creative Learning Today*, 16 (1), 2-3.
- Chiu, M. H. (2006). VIEW assessment of problem solving style: A summary report on the Chinese edition. *Creative Learning Today*, 14 (3), 3+.
- Costello, T. & Houtz, J. (2004) More on the factor structure of VIEW. *Creative Learning Today*, 13 (4), 5.
- Doheny, D., Houtz, J. C., & Selby, E. C. (2007/2008). Teaching styles and problem solving style. *Creative Learning Today*, 15 (4), 10-11.

- Esposito, B. & Roehm, S. (2004). Innovative leadership in today's demanding marketplace: Applications of VIEW in the world of business. *Creative Learning Today*, 13 (1), 7-9.
- Esposito, B., Roehm, S., Treffinger, D. J., Selby, E. C., Isaksen, S. G., & Lauer, K. J. (2004). Innovative leadership in today's demanding marketplace: A new tool for understanding our problem solving style to better leverage human assets. *AB Insight* (from the IBM Advanced Business Institute), March Issue, 1-8.
- Houtz, J. C. (2002). Creativity style makes a difference in problem solving. *Creative Learning Today*, 11 (2), 7-9.
- Houtz, J. C., Matos, H., Park, M. S., Scheinholtz, J., & Selby, E. (2007). Problem solving style and motivational attributions. *Psychological Reports*, 101, 823-830.
- Houtz, J. C., Ponterotto, J. G., Buger, C., & Marino, C. (2010). Problem solving style and multicultural personality dispositions: A study of construct validity. *Psychological Reports*, 106, 927-938.
- Houtz, J. C., & Selby, E. C. (2009). Problem solving style, creativity, and problem solving confidence. *Educational Research Quarterly*, 33 (1). 28-30.
- Houtz, J. C., Selby, E., Esquivel, G. E., Okoye, R. A., Peters, K., & Treffinger, D. J. (2003). A comparison of two creativity style measures. *Perceptual and Motor Skills*, 96, 288-296.
- Houtz, J. C., Selby, E., Esquivel, G. E., Okoye, R. A., Peters, K., & Treffinger, D. J. (2003). Creativity style and personality type. *Creativity Research Journal*, 15, 321-330.
- Isaksen, S. G. (2004). The level-style of creativity distinction: Comments on a recent comparison of two measures of creativity style. *Perceptual and Motor Skills*, 99, 223-224.
- Isaksen, S. G. (2004). The progress and potential of the creativity level - style distinction: Implications for research and practice. In W. Haukedal, & B. Kuvas (Eds.). *Creativity and problem solving in the context of business management* (pp. 40-71). Bergen, Norway: Fagbokforlaget.
- Isaksen, S. G. (2005). Progress on VIEW: An Assessment of problem solving style. *Communiqué*, 14, 26.
- Isaksen, S. G. (2009). Exploring the relationship between problem-solving style and creative psychological climate. In P. Meusburger, J. Funke, & E. Wunder (Eds.). *Milieus of creativity: An interdisciplinary approach to spatiality of*

creativity (pp. 169-188). Dordrecht: Springer Science.

- Isaksen, S. G., & Aerts, W. (2011). Linking problem-solving style and creative organizational climate: An exploratory interactionist study. *International Journal of Creativity and Problem Solving*, 21 (2), 7-38.
- Isaksen, S. G., Babij, B., & Lauer, K. J. (2003). Cognitive styles in creative leadership practices: Exploring the relationship between level and style. *Psychological Reports*, 93, 983-994.
- Isaksen, S., DeSchryver, L., & Onkelinx, J. (2010). A cross-cultural examination of creative problem solving style: The Dutch translation of VIEW. *The Journal of Creative Behavior*, 44 (1), 19-28.
- Isaksen, S. G. & Dorval, K. B. (1993). Toward an improved understanding of creativity within people: The level-style distinction. In S. G. Isaksen, M. C. Murdock, R. L. Firestien, & D. J. Treffinger (Eds.), *Understanding and recognizing creativity: The emergence of a discipline* (pp. 299-330). Norwood, NJ: Ablex.
- Isaksen, S. G., Dorval, K. B., & Kaufmann, G. (1992). Mode of symbolic representation and cognitive style. *Imagination, Cognition and Personality*, 11, 271-277.
- Isaksen, S. G., & Geuens, D. (2007). Exploring the relationships between an assessment of problem solving style and creative problem solving. *The Korean Journal of Thinking and Problem Solving*, 17 (1), 5-27.
- Isaksen, S. G., & Lauer, K. J. (1999). Relationship between cognitive style and individual psychological climate: Reflections on a previous study. *Studia Psychologica*, 41, 177-191.
- Isaksen, S. G., Lauer, K. J., & Wilson, G. V. (2003). An examination of the relationship between personality type and cognitive style. *Creativity Research Journal*, 15, 343-354.
- Isaksen, S. G. & Kaufmann, G. (1990). Adaptors and innovators: A discriminant analysis of the perceptions of the psychological climate for creativity. *Studia Psychologica: The Journal for Basic Research in Psychological Sciences*, 32, 129-141.
- Isaksen, S. G. & Pershyn, G. (1994). Understanding Natural Creative Process using the KAI. *KAI International*, 3, 5.
- Isaksen, S. G. & Puccio, G. J. (1988). Adaption-innovation and the Torrance Tests of Creative Thinking: The level-style issue revisited. *Psychological Reports*, 63, 659-670.

- Isaksen, S. G., Puccio, G. J. & Treffinger, D. J. (1993). An ecological approach to creativity research: Profiling for creative problem solving. *Journal of Creative Behavior*, 23 (3), 149-170.
- Joniak, A. J. & Isaksen, S. G. (1988). The Gregorc Style Delineator: Internal consistency and its relationship to Kirton's Adaptive-Innovative Distinction. *Educational and Psychological Measurement*, 48, 1043-1049.
- Kaufmann, G., Isaksen, S. G. & Lauer, K. J. (1996). Testing the glass ceiling effect on gender differences in upper level management: The case of innovator orientation. *European Journal of Work and Organizational Psychology*, 5, 29-41.
- Lua, F. (2006). VIEW - The Singapore experience. *Creative Learning Today*, 14 (4), 8-9.
- Maghan, M. & Houtz, J. (2009). Problem solving style and career interests: Can VIEW help? *Creative Learning Today*, 17 (1), 5-6.
- Murdock, M. C., Isaksen, S. G. & Lauer, K. L. (1993). Creativity training and the stability and internal consistency of the Kirton Adaption-Innovation Inventory. *Psychological Reports*, 72, 1123-1130.
- O'Shea, D. & Buckley, F. (2007). Towards an integrative model of creativity and innovation in organisations: A psychological perspective. *The Irish Journal of Psychology*, 28 (3-4), 101-128.
- Schoonover, P. F., & Treffinger, D. J. (2003). Implications of style differences for explorers and developers in the use of CPS tools. *Creative Learning Today*, 12 (3), 2-3.
- Selby, E. (1997). Lucy and Michael: Case studies of creative styles in teenagers. *Creative Learning Today*, 7 (2), 4-6.
- Selby, E. (1997, November). From play to performance: Adaptors and Innovators create at the middle school level. *Creative Connections Magazine: A Creative Connections Alumni Publication*, 2, 6.
- Selby, E. (1999). Adaptors and innovators: Creating at the middle level. *Think*, 9 (3) 12-14.
- Selby, E. (2000). Helping gifted children appreciate their problem solving style. *Parenting for High Potential*, September, 18-22.
- Selby, E. (2002). VIEW: A brief history. *Creative Learning Today*, 11 (3), 2-3.
- Selby, E. (2004). The "What is Your Style?" exercise: Using VIEW to explore individual problem solving style. *Creative Learning Today*, 13 (2/3), 6-8.

- Selby, E. & Houtz, J. (2009). An exercise with style. *Creative Learning Today*, 17 (1), 6-7.
- Selby, E., Matos, H., Park, P., Scheinholtz, J. & Houtz, J. (2007). Problem solving style and attributions for success and failure. *Creative Learning Today*, 15 (1), 8-9.
- Selby, E., Shaw, E., & Houtz, J. (2003). Construct validity of VIEW: An assessment of problem solving style. *Creative Learning Today*, 12 (3), 4-7.
- Selby, E., Shaw, E., & Houtz, J. (2005). The creative personality. *Gifted Child Quarterly*, 49 (4), 300-314.
- Selby, E. C., & Treffinger, D. J. (2004). Giftedness, creativity, and learning style. In R. Dunn & S. A. Griggs, (Eds). *Synthesis of the Dunn and Dunn learning-style model research: Who, what, when, where, and so what?* (pp. 61-66). New York: St. John's University's Center for the Study of Learning and Teaching Styles.
- Selby, E. C., Treffinger, D. J., & Dunn, R. (1995). The importance of learning style for empowering at-risk students. In K. McCluskey, P. Baker, S. O'Hagan, & D. J. Treffinger, (Eds.). *Lost prizes: Talent development and creative problem solving for at risk students.* (pp. 213-224). Sarasota, FL: Center for Creative Learning.
- Selby, E. C., Treffinger, D. J., Isaksen, S. G., & Lauer, K. J. (2002). VIEW assessment of problem solving style now available. *Creative Learning Today*, 11 (1), 1-8.
- Selby, E. C., Treffinger, D. J., Isaksen, S. G. , & Lauer, K. J. (2004). Defining and assessing problem-solving style: Design and development of a new tool. *The Journal of Creative Behavior*, 38, 221-243.
- Selby, E., Treffinger, D., Isaksen, S., & Powers, S. (1993). Use of the Kirton Adaption-Innovation Inventory with middle school students. *The Journal of Creative Behavior*, 27 (4), 223-235.
- Shaw, E. J., Selby, E. C., & Houtz, J. C. (2009). Problem solving style and beliefs about teaching, learning, and problem solving. *Creativity Research Journal*, 21 (4), 394-399.
- Sokolowska, J. (2006). Cognitive aspects of behavioral tendencies in dimensions of temperament and problem solving style. *Creative Learning Today*, 14 (4), 15-16.
- Stead, S. J. (2008). A new VIEW of customers: A case study in using a problem-solving style assessment as a customer profiling tool. In G. J. Puccio, C.

- Burnett, J. F. Cabra, J. M. Fox, S. Keller-Mathers, M. C. Murdock, & J. A. Yudess (Eds.), *An international conference on creativity and innovation management: Integrating inquiry and action - Conference proceedings book II* (pp. 176-187). Buffalo, NY: International Center for Studies in Creativity.
- Treffinger, D. J. (1986). Gifted education and learning styles: new connections. *Learning Styles Newsletter*, 7 (1), 4+.
- Treffinger, D. J. (1988). Learning styles and thinking skills: exploring the connections. *Creative Learning Today*, 2 (1), 4-5.
- Treffinger, D. J. (2000). Uniquely me: Personal style and creativity. *Creative Learning Today*, 9 (4), 1-2.
- Treffinger, D. J. (2003). Different paths for engaging and persuading explorers and developers. *Creative Learning Today*, 12 (2), 9,12.
- Treffinger, D. J. (2004). Learning styles, creative learning, and talent development. *Creative Learning Today*, 13 (2), 9-11.
- Treffinger, D. J. (2005). Differentiation for gifted learners. Online essay, Gifted Education Blog, <http://www.prufrock.com/client/prufrockBlog/index.cfm>, Posted August 17, 2005.
- Treffinger, D. J. (2006). Differentiated programming: The role of style. *Creative Learning Today*, 14 (2), 3-5.
- Treffinger, D. J. (2006). Problem-solving style, teamwork, and problem-solving performance. *Creative Learning Today*, 14 (4), 10-13.
- Treffinger, D. J. (2006). CPS master teaching tips: Use varied tools to level the playing field for differing style preferences. *Creative Learning Today*, 14 (3), 10.
- Treffinger, D., Crumel, J., & Selby, E. (In preparation). Utilizing problem-solving style and process tools to optimize leadership and team performance.
- Treffinger, D. J. & Selby, E. C. (1993). Giftedness, creativity, and learning style: exploring the connections. In R. Milgram, R. Dunn & G. Price (Eds.) *Teaching and counseling gifted adolescents through their learning styles: an international perspective* (pp. 87-102). New York: Praeger.
- Treffinger, D. J. & Selby, E. C. (1996). Style and creative productivity: Some key questions. *Creative Learning Today*, 6 (2), 4.
- Treffinger, D., & Selby, E. (2004). Problem solving style: A new approach to understanding and using individual differences. *The Korean Journal of Thinking & Problem Solving*, 14, 5-10.

- Treffinger, D., & Selby, E. (2008). Comprendiendo y desarrollando la creatividad: Una aproximación práctica. *Revista de Psicología*, 26, 1, 8-21 (ISSN 0254-9247).
- Treffinger, D. J., & Selby, E. C. (2009). Giftedness, creativity, and learning style. In: E. Polyzoi & C. Froese-Klassen (Eds). *Reaching gifted and talented children: Global initiatives. Selected papers from the 17th biennial world conference*. (pages 49-55). Winnipeg, Manitoba: World Council for Gifted and Talented Children.
- Treffinger, D. J., Selby, E. C., & Isaksen, S. G. (2008). Understanding individual problem-solving style: A key to learning and applying creative problem solving. *Learning and Individual Differences*, 18, 390-401.
- Treffinger, D., Young, G., Selby, E., & Shepardson C. (2002). *Assessing Creativity: A guide for educators*. Storrs, CT. The National Research Center on the Gifted and Talented. [Available online at: <http://www.creativelearning.com/images/stories/freePDFs/AssessCreatReport.pdf>]

III. Published Reviews

- Schraw, G. (2007). [Review of VIEW: An Assessment of Problem Solving Style.] In K. F. Geisinger, R. A. Spies, J. F. Carlson, & B. S. Plake (Eds.). *The seventeenth mental measurements yearbook* (pp. 832-833). Lincoln, NE: Buros Institute of Mental Measurements. (Can be accessed online: Review #17073365, <http://www.unl.edu/buros/jsp/search.jsp>.)
- Staal, M. (2007). [Review of VIEW: An Assessment of Problem Solving Style.] In K. F. Geisinger, R. A. Spies, J. F. Carlson, & B. S. Plake (Eds.). *The seventeenth mental measurements yearbook* (pp. 833-836). Lincoln, NE: Buros Institute of Mental Measurements. (Can be accessed online: Review #17073365, <http://www.unl.edu/buros/jsp/search.jsp>.)

IV. Dissertations and Theses

- Aerts, W. (2008). *Exploring the relationships between problem-solving style and climates in best and worst-case work experiences*. Unpublished Masters Thesis, Department of Business and Economics, Vlekhoe, Brussels.
- Crerar, A. (2010). *Predicting career interests from problem-solving style with high school students*. Unpublished Dissertation, Fordham University Graduate School of Education, New York.
- Geuens, D. (2006). *Exploratory study of the relationship of problem solving style and the preference for and use of creative problem solving*. Unpublished Master in Business Economics study for the Department of Business and

Economics of the VLEKHO University for Science and Art. Brussels, Belgium.

- Lin, Chin-Yi (Melanie). (2005, August). *How do the problem-solving styles measured by the VIEW differ in departments? Case study in a media industry in Taiwan*. Unpublished Masters Thesis, Cass Business School, City of London (UK).
- Larson, E. (2009). *Simulation training of boat handling: Contributions of problem solving style, spatial ability, and visualization*. Unpublished Doctoral Dissertation, Fordham University, New York, NY.
- Maghan, M. A. (2008). *Problem solving style and coping strategies*. Unpublished Doctoral Dissertation, Fordham University, New York, NY.
- McCann, E. W., Jr. (2008). *Cognitive Effect Indicators: The Impact of Student and Teacher Styles on Course Grades*. Unpublished Masters Thesis, Virginia Polytechnic Institute and State University, Blacksburg, VA.
- Michotte, J. (2010). *Examining differences in problem-solving style and the effects on generating and focusing options in the front end of innovation*. Unpublished Masters Thesis, Hogeschool-Universiteit Brussel – Faculty of Economics & Management, Brussels, Belgium.
- Onkelinx, J. (2004). *Stylen van creativiteit en probleemoplossingen binnen teams (Different styles of problem solving within teams)*. Unpublished Masters Project, Hogeschool voor Wetenschap & Kunst, Brussels, Belgium.
- Scheinoltz, J. (2008). *Effects of positive mood on generative and evaluative thinking in creative problem solving*. Unpublished Doctoral Dissertation, Fordham University, New York, NY.
- Woodel-Johnson, B. L. (In preparation). *Creativity, learning style, and problem solving style of talented secondary school students*. Unpublished Doctoral Dissertation, Department of Educational and Educational Psychology, Western Connecticut State University. Danbury, CT.
- Zmudka, D. A. (2006). *The relationship between creativity style and music career in university music students*. Unpublished Masters Thesis, Western Michigan University, Kalamazoo, Michigan.

V. Conference Papers and Presentations

- Breen, D. (2007, January). *Factor structure of VIEW: An assessment of problem solving style*. Abstract presented at the Second Annual International VIEW Networking Conference, Sarasota, Florida.
- De Schryver, L., Onkelinx, J., & Isaksen, S. (2006, January). *Assessing problem solving style: An initial report on reliability and validity of the Dutch VIEW*. An

invited paper to Using VIEW Creatively: A Networking Conference. Sarasota, Florida.

De. Schryver, L., & Shephard, W. (2007, October). *A tool to improve teamwork for transformation*. European Conference on Creativity and Innovation (ECCIX 2007), Copenhagen, Denmark.

Houtz, J., Selby, E., Esquivel, G., & Treffinger, D. (1999, August). *Creativity styles and personality type*: Paper submitted to Division 10 of the American Psychological Association for presentation at the annual meeting, Boston, MA.

Houtz, J. C., Matos, H., Park, S., Scheinholtz, J., & Selby, E. (2006, January). *Problem solving style and attributions of success and failure*. Paper presented at the annual networking conference of the Center for Creative Learning, Inc., Sarasota, FL.

Houtz, J. C., & Selby, E. C. (2008, January). *Problem solving style, creative thinking, and problem solving confidence*. Abstract presented at the 2008 VIEW Networking Conference conducted by the Center for Creative Learning, Inc., Sarasota, FL.

Houtz, J. C., Zusho, A., Doheny, D., Selby, E., Treffinger, D. J., & Isaksen, S. G. (2008, January). *Confirmatory factor analysis of VIEW: An assessment of problem solving style*. Abstract presented at the VIEW Networking Conference conducted by the Center for Creative Learning, Inc., Sarasota, FL.

Isaksen, S. G. (2004, February). *Applying VIEW to practice inclusive leadership*. An invited lecture and workshop for Ogilvy's Senior Management Program VIII held at the Lion Sands Reserve, South Africa.

Isaksen, S. G. (2004, March). *Applying VIEW results to help manage innovation and growth*. An invited workshop for International Masters Publishers Management Team. Sydney, Australia.

Isaksen, S. G. (2004, May). *Meeting the innovation challenge: Making the most from diverse points of VIEW™*. An invited presentation and workshop for the Children's Executive of Oxford Education Division of Oxford University Press, The Oxford Belfry, UK.

Isaksen, S. G. (2005, March). *Appreciating different creativity styles for transformation*. An invited workshop as a part of the European Marketing Management Meeting. International Masters Publishers. Marbella, Spain.

Isaksen, S. G. (2006, September). *Exploring the relationship between problem-solving style and creative psychological climate*. An invited paper presented to Milieus of Creativity Symposium – Second Interdisciplinary Symposium on Knowledge and Space. Hosted by the Geographisches Institut of the University of Heidelberg and the Klaus Tschira Foundation, The Villa Bosch,

Germany.

Isaksen, S. G. (2006, October). *Leading with insight: Understanding problem solving style*. An invited presentation to the Leading with Insight Executive Seminar hosted by the University of Great Falls, C. M. Russell Museum, Great Falls, Montana.

Isaksen, S. G. (2007, January). *Initial research findings on exploring the relationship between VIEW and Creative Problem Solving*. An invited presentation at the Second Annual International VIEW Networking Conference, Sarasota, Florida.

Isaksen, S. G. (2007, January). *Initial research findings on the relationship between psychological climate and problem-solving style*. An invited presentation to the Second Annual International VIEW Networking Meeting, Sarasota, Florida.

Isaksen, S. G. (2007, June). *Meeting the innovation challenge through understanding and appreciating different styles of problem solving*. An invited presentation to the International Delegate Assembly of Goodwill, Pittsburgh, PA.

Isaksen, S. G. (2008, January). *Exploring the person-environment fit issue with VIEW and the SOQ: Implications for research and practice*. A paper presented at the Third Annual International VIEW Networking Conference, Sarasota, Florida.

Isaksen, S. G. (2008, April). *Creativity, innovation, and the art of thinking: Understanding and appreciating a diversity of problem-solving styles*. An invited presentation to the Art of Thinking course at the University of Great Falls, Montana.

Isaksen, S. G., & Aerts, W. (2009, January). *Exploring the relationship between problem-solving style and climates in best and worst-case work experiences*. A presentation at the Fourth Annual International VIEW Networking Conference, Sarasota, Florida.

Isaksen, S. G., & Aerts, W. (2009, January). *A cross cultural examination of creative problem solving style*. A presentation at the Fourth Annual International VIEW Networking Conference, Sarasota, Florida.

Isaksen, S. G., & Milton, F. (2006, December). *Developing high performance innovation teams: Dealing directly with the sticky stuff*. An invited keynote presentation to the Food and Drink Innovation Network at Staverton, UK.

Isaksen, S. G., & Treffinger, D. J. (2002, June). *Supporting organizational transformation and change: A new VIEW*. A presentation at the Annual Creative Problem Solving Institute. Creative Education Foundation, Buffalo,

NY.

Larrison, E. K. (2008, January). *Problem solving style, spatial ability and visualization measures for inland towboat officers*. A paper presented at the Third Annual International VIEW Networking Conference, Sarasota, Florida.

Magham, M. (2007, May). *Problem solving style and coping style*. Paper presented at the annual conference of the American Psychological Society, New York.

Maghan, M., Houtz, J. C., & Selby, E. C. (2007, May). *Relationship between problem solving style and coping strategies*. Poster presented at the 19th annual meeting of the American Psychological Society, New York City.

Matos, H. B., Scheinholtz, J., Houtz, J. C., & Selby, E. (2006, May). *Problem solving style and its relationship to failure attributions*. Poster presentation, Association for Psychological Science, New York.

Proestler, N., & Vazquez, S. (October, 2011). *Factor structure of VIEW*. A paper presented at Northeastern Educational Research Association, 42nd Annual Conference, Hartford, CT.

Selby, E. (2002, February). *Styles of creativity and problem solving*. Midland Independent School District, Midland, Texas.

Selby, E. (2008, November). *Building better thinkers and problem solvers through understanding styles*. Convention of the National Association of Gifted Children, Tampa, FL.

Selby, E. (2011, October). *Overview - VIEW: An assessment of problem solving style*. Presented at Northeastern Educational Research Association, 42nd Annual Conference, Hartford, CT.

Selby, E., & Treffinger, D. (1999, November). *Enhancing talent development projects using creativity style*. Convention of the National Association of Gifted Children, Albuquerque, NM.

Selby, E., & Treffinger, D. (2001, November). *A new measure of problem solving style*. Convention of the National Association of Gifted Children, Cincinnati, OH.

Selby, E., & Treffinger, D. (2001, November). *Creativity assessment: Practices, pitfalls, and possibilities*. Convention of the National Association of Gifted Children, Cincinnati, OH.

Selby, E., & Treffinger, D. (2002, November). *Measuring problem solving style with the VIEW assessment*. Convention of the National Association of Gifted Children, Denver, CO.

Selby, E., & Treffinger, D. (2003, June). *VIEW: An assessment of problem solving*

style. Presented at the 2003 International Competition of the Future Problem Solving Program, University of Connecticut, Storrs, CT.

Selby, E., & Treffinger, D. (2003, November). *Problem solving style: How do you manage change?* Convention of the National Association of Gifted Children. Indianapolis, IN.

Selby, E., & Treffinger, D. (2003, November). *Creativity assessment: Untangling level and style*. Convention of the National Association of Gifted Children, Indianapolis, IN.

Selby, E., & Treffinger, D. (2005, August). *Problem-solving style: New ways of understanding individual creative differences*. Sixteenth Biennial Conference: World Council for Gifted and Talented Children: New Orleans, LA.

Selby, E., & Treffinger, D. (2007, November). *Problem-solving style: Enhancing the strengths of talented students*. Convention of the National Association of Gifted Children. Minneapolis, Minnesota.

Selby, E., Treffinger, D. J., & Isaksen, S. G. (2006, May). *My Style: Applying VIEW: An assessment of problem solving style to destination imagination*. An invited presentation as a part of Destination Imagination d2Kafe.Six, Global Finals, Knoxville, Tennessee.

Sokolowska, J. (2006, April). *Individual differences in dimensions of temperament and problem solving style: Cognitive aspects of behavioral tendencies*. Presented at the annual conference of the American Educational Research Association. San Francisco, CA.

Tuzzo, A. C. (2007, August). *Factors that contribute to the creative achievement of women*. Presented at the annual conference of the Honor Society for Women Educators, London, England.

VI. Distance Learning Modules

Treffinger, D. J., Bishop, B., Henderson, K., Schoonover, P., Shepardson, C., & Shepardson, R. (2011). *Characteristics and Creativity: Style*. [Module in the Creative Problem Solving in Education distance learning series, www.creativelearning.com.] Sarasota, FL: Center for Creative Learning.